



MX Safe Light RM

Almost ceiling flush luminaire body made of aluminum die-cast, powder-coated in white or black in round design for recessed ceiling installation.

To reduce maintenance costs, the battery of the self-contained version can be replaced without tools via a click system.

Pre-assembled optic for wide area illumination, optic for escape route illumination enclosed.

The luminaire can also be installed together with a HALOX concrete recessed housing. ¹⁾

Technical specifications

Connecting terminals	2 x 2,5 mm ² for double assignment
Casing/colour	Aluminum / Polycarbonate / white or black
Type of assembly	Recessed ceiling mounting
Dimensions	
Luminaire (A x H)	90 x 36 mm
Container (W x H x D)	197 x 73 x 30 mm
Protection class	
Luminaire body	IP40
Container	IP20
Safety class	II

	■ Luminaires for central battery systems	■ Self contained luminaires
Illuminant	3W LED	3W LED
Light current	280lm	120lm (net)
Rated operating time 1h/3h	-	280lm (emergency)
Rated operating time 8h	-	120lm (emergency)
Luminous flux		
Emergency (DC) / mains 1h/3h	-	100% / 45%
Emergency (DC) / mains 8h	-	45% / 45%
Power consumption	6VA	5VA
Battery current input	15mA	-
Voltage supply	230V 50/60Hz / 220V DC +25/-20%	230V 50/60Hz
NiMh-Akku 1h/3h/8h	-	4,8V 2,0Ah
Temperature range	-10°C to +40°C	-
Non-maintained mode	-	0°C to +35°C
Maintained mode	-	-5°C to +30°C
optional:		
Multi-switch and monitoring module	ELC, MSÜ3, SET009, SET010	-
Self monitoring	-	SELF CHECK
Central monitoring	-	SAFELOG Line SAFELOG Wireless



ATTENTION: Min. installation depth 80mm

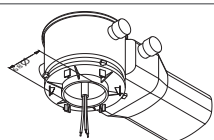
Accessories

Hall downlight optic 60° accessories-set

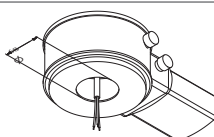
5lx-optic accessories-set

¹⁾ Allowed recessed housings from Comp. Kaiser (not included in the delivery):

Recessed housings for on-side mixed concrete

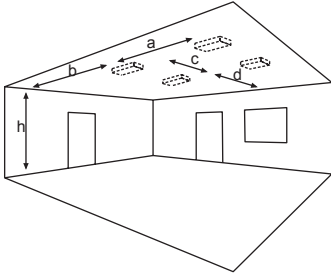


HALOX 100 Kaiser Art. No. 1281-00 with tunnel 190 Kaiser Art. No. 1281-30 with e.g. cover Kaiser Art. No. 1281-01



HALOX 180 Kaiser Art. No. 1282-00 with tunnel 190 Kaiser Art. No. 1282-30 with e.g. cover Kaiser Art. No. 1282-01

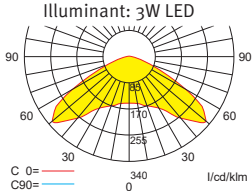
Lighting datas and tables of luminaire distances (E = 1,25 lx)



Ceiling mounting

Luminaires for central battery systems Wide area optic

Distance table for plane emergency routes / distance data in meters

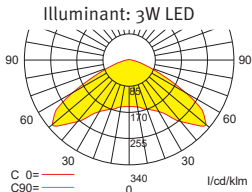


Luminous flux emergency (DC) / mains: 280lm / 280lm

h	2,50	3,00	3,50	4,00	4,50	5,00	5,50	6,00	6,50	7,00	7,50	8,00	8,50	9,00	9,50	10,00	10,50	11,00	11,50
a	10,50	11,90	13,20	14,10	14,60	14,90	14,80	14,60	14,20	12,00	9,90	7,80	-	-	-	-	-	-	-
b	4,70	5,10	5,20	5,20	5,00	4,50	3,30	2,00	0,90	0,80	0,80	0,80	-	-	-	-	-	-	-
c	10,50	11,90	13,20	14,10	14,60	14,90	14,80	14,60	14,20	12,00	9,90	7,80	-	-	-	-	-	-	-
d	4,70	5,10	5,20	5,20	5,00	4,50	3,30	2,00	0,90	0,80	0,80	0,80	-	-	-	-	-	-	-

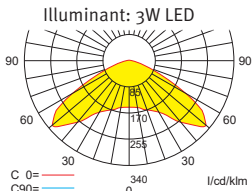
Self contained luminaires Wide area optic

Distance table for plane emergency routes / distance data in meters



Luminous flux emergency / mains: 280lm / 120lm – Rated operating time: 1h/3h

h	2,50	3,00	3,50	4,00	4,50	5,00	5,50	6,00	6,50	7,00	7,50	8,00	8,50	9,00	9,50	10,00	10,50	11,00	11,50
a	10,50	11,90	13,20	14,10	14,60	14,90	14,80	14,60	14,20	12,00	9,90	7,80	-	-	-	-	-	-	-
b	4,70	5,10	5,20	5,20	5,00	4,50	3,30	2,00	0,90	0,80	0,80	0,80	-	-	-	-	-	-	-
c	10,50	11,90	13,20	14,10	14,60	14,90	14,80	14,60	14,20	12,00	9,90	7,80	-	-	-	-	-	-	-
d	4,70	5,10	5,20	5,20	5,00	4,50	3,30	2,00	0,90	0,80	0,80	0,80	-	-	-	-	-	-	-

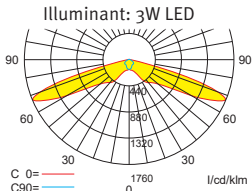


Luminous flux emergency / mains: 120lm / 120lm – Rated operating time: 8h

h	2,50	3,00	3,50	4,00	4,50	5,00	5,50	6,00	6,50	7,00	7,50	8,00	8,50	9,00	9,50	10,00	10,50	11,00	11,50
a	9,00	9,60	9,70	9,50	7,70	6,00	-	-	-	-	-	-	-	-	-	-	-	-	-
b	3,40	3,20	2,40	1,10	1,00	1,00	-	-	-	-	-	-	-	-	-	-	-	-	-
c	9,00	9,60	9,70	9,50	7,70	6,00	-	-	-	-	-	-	-	-	-	-	-	-	-
d	3,40	3,20	2,40	1,10	1,00	1,00	-	-	-	-	-	-	-	-	-	-	-	-	-

Luminaires for central battery systems Escape route optic

Distance table for plane emergency routes / distance data in meters

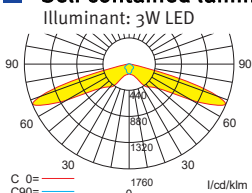


Luminous flux emergency (DC) / mains: 280lm / 280lm

h	2,50	3,00	3,50	4,00	4,50	5,00	5,50	6,00	6,50	7,00	7,50	8,00	8,50	9,00	9,50	10,00	10,50	11,00	11,50
a	18,20	20,40	22,50	24,30	25,90	27,40	28,90	27,60	27,50	21,00	16,00	14,00	10,00	8,00	-	-	-	-	-
b	8,00	8,90	9,60	10,10	10,50	10,30	9,10	6,20	6,20	6,00	6,00	6,00	6,00	4,00	-	-	-	-	-
c	-	-	-	-	-	-	-	-	-	-	-	-	-	-	-	-	-	-	-
d	-	-	-	-	-	-	-	-	-	-	-	-	-	-	-	-	-	-	-

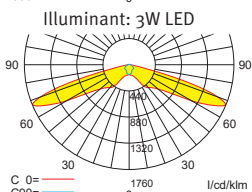
Self contained luminaires Escape route optic

Distance table for plane emergency routes / distance data in meters



Luminous flux emergency / mains: 280lm / 120lm – Rated operating time: 1h/3h

h	2,50	3,00	3,50	4,00	4,50	5,00	5,50	6,00	6,50	7,00	7,50	8,00	8,50	9,00	9,50	10,00	10,50	11,00	11,50
a	18,20	20,40	22,50	24,30	25,90	27,40	28,90	27,60	27,50	21,00	16,00	14,00	10,00	8,00	-	-	-	-	-
b	8,00	8,90	9,60	10,10	10,50	10,30	9,10	6,20	6,20	6,00	6,00	6,00	6,00	4,00	-	-	-	-	-
c	-	-	-	-	-	-	-	-	-	-	-	-	-	-	-	-	-	-	-
d	-	-	-	-	-	-	-	-	-	-	-	-	-	-	-	-	-	-	-



Luminous flux emergency / mains: 120lm / 120lm – Rated operating time: 8h

h	2,50	3,00	3,50	4,00	4,50	5,00	5,50	6,00	6,50	7,00	7,50	8,00	8,50	9,00	9,50	10,00	10,50	11,00	11,50
a	15,50	17,10	18,60	18,00	12,00	10,00	-	-	-	-	-	-	-	-	-	-	-	-	-
b	6,60	7,00	6,90	4,30	4,00	3,00	-	-	-	-	-	-	-	-	-	-	-	-	-
c	-	-	-	-	-	-	-	-	-	-	-	-	-	-	-	-	-	-	-
d	-	-	-	-	-	-	-	-	-	-	-	-	-	-	-	-	-	-	-