

Applications:

- Available in two types of material finish, N-TB (NXT) enclosures have been designed to accommodate rail mounted terminals or other electrical components
- 316L stainless steel is recommended to give maximum protection for components in outdoor/aggressive environments

Features:

- Twenty-eight basic sizes in five standard depths to optimize the accommodation of rail mountable terminals or components
- Fully removable hinged cover, concealed hinges provide 180° opening
- Cover mounting, two or three stainless steel captive screws on one side
- Lip on upstand increases gasket contact area, ensuring high degree of ingress protection
- Internal/external ground stud
- 40mm wide mounting lugs for assembly on standard frames
- Option of 0, 1, 2, 3 or 4 gland plates
- One-piece gasket on cover and gland plates
- Optional through cover padlock hasp available

Certifications and compliances:

Component certificates – BVS13ATEXE014U and IECEx BVS 13.0026U:

- UL50/C22.2 No. 94-M91
- Type 3S, 4 – mild steel; Type 4X/IP66 – stainless steel

Factory options:

- Terminals, glands and Myers™ hubs assembled according to customer specification
- Drilled entries for cable glands fitted to customer specification
- Tapped entries on 6mm thick gland plates

N-TB-T terminal boxes:

N-TB (NXT) enclosures are available assembled as custom configured and certified terminal boxes. Options include custom entries, cable glands and plugs with built-in terminals (Ex-e and Ex-i) and other equipment. Contact factory for ordering details.

Standards:

- IEC/EN 60079-0
- IEC/EN 60079-7
- IEC/EN 60079-31
- IEC/EN 60529

EN/IEC certificates:

- BVS16 ATEX-E-099X
- IECEx BVS 16.0065X

Ambient temperatures:


- -55[ⓑ]/-40[Ⓒ]/-35[Ⓓ] up to +40°C (T6 and maximum surface temperature of T80°C)
- -55[ⓑ]/-40[Ⓒ]/-35[Ⓓ] up to +55°C (with temperature class T5 and maximum surface temperature of T95°C)
- -55[ⓑ]/-40[Ⓒ]/-35[Ⓓ] up to +65/70/80/100/110°C (with temperature class T4 and maximum surface temperature of T120°C)

Material:

- Terminal boxes only available in 316L stainless steel enclosures

Electrical ratings:

- Rated voltage up to 690V AC/DC; rated current up to 400A; conductor cross-sections up to 240mm²



Markings:

- ATEX and IECEx: Ex e IIC T6/5/4 Gb or Ex eb IIC T6/5/4; Ex tb IIIC T80/95/120°C Db or Ex tb IIIC T80/95/120°C
- NEC 500 and NEC 505: Class I, Division 2, Groups A, B, C, D and Class I, Zone 1, Aex e IIC T6/5/4
- EAC CU TR: 1Ex e IIC T6/T5 Gb X or Ex tb IIIC T80/95/120°C Db X

Note: Ambient temperature range depends on ratings of built-in components and enclosure gland plate and gasket options.

Technical specifications:

Description	Type	Specification
Material		Stainless steel grades: 316L (1.4401) (standard); 304 (1.4301) (optional) or painted mild steel [Ⓔ]
Finish	Stainless steel Painted	Corrosion-resistant electro-polished surface RAL 7032 (gray)
Gasket	All types	Foam-in-place silicone (standard); cut silicone for extended temperatures (optional)
Cover mounting	All types	Fully detachable hinged cover with 2 or 3 x M6 hexagon head captive stainless steel screws
Grounding	All types	M10 internal/external ground stud; M6 internal ground stud on lid
Box mounting	All types	4 x external lugs, 0.433" (11mm) clearance holes/slots
Equipment mounting	All types	2 or 4 x stand-off pillars, 0.394" (9mm) OD x 0.590" (15mm) tall, tapped M6 x 0.394" (9mm)
Ingress protection	All types	IP66 to EN/IEC 60529
Service temperature range	No gland plates With gland plates	-55°C to +120°C -35°C to +120°C (optional cut silicone gasket down to -40°C)
Impact resistance	All types	Minimum 7 J (Nm) to IEC/EN 60079-0, IK 10

[Ⓐ]When terminal blocks or approved Class I, Division 2 devices are installed within the enclosure in accordance with NEC/CEC requirements. These enclosures are NOT explosionproof and will NOT contain an explosion. Installation of arcing and sparking devices which are not Class I, Division 2 rated or higher is NOT PERMITTED.

[Ⓑ]-55°C ambient temperature rating only available on 0 gland plate versions.

[Ⓒ]Requires suffix 'E' for extended temperature cut silicone gasket on enclosures with gland plates.

[Ⓓ]Standard temperature rating on enclosures with gland plates.

[Ⓔ]UL50 only, not ATEX or IECEx rated.

N-TB (NXT) enclosures

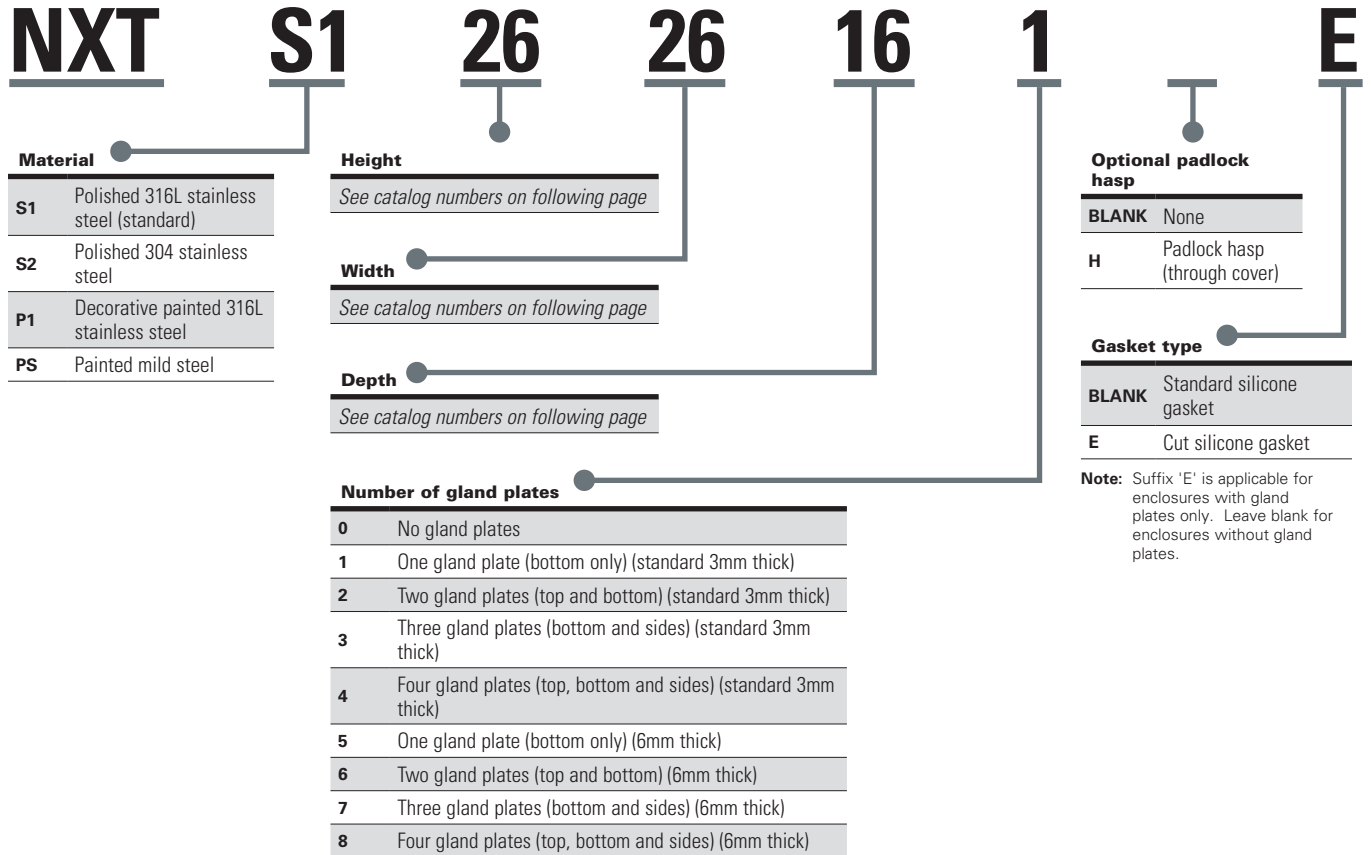
Cl. I, Div. 2, Groups A, B, C, D
 AEx Cl. I, Zone 1, AEx e IIC
 NEMA Type 3S, 4 (painted and stainless steel)
 NEMA Type 4X (stainless steel)
 IP66

IECEX/ATEX
 TR-CU/EAC

Fully removable hinged cover

Ordering information:

Part number example
NXTS12626161E



⚠ When terminal blocks or approved Class I, Division 2 devices are installed within the enclosure in accordance with NEC/CEC requirements. These enclosures are NOT explosionproof and will NOT contain an explosion. Installation of arcing and sparking devices which are not Class I, Division 2 rated or higher is NOT PERMITTED.

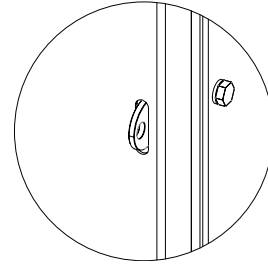
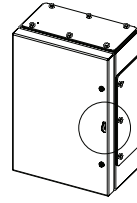
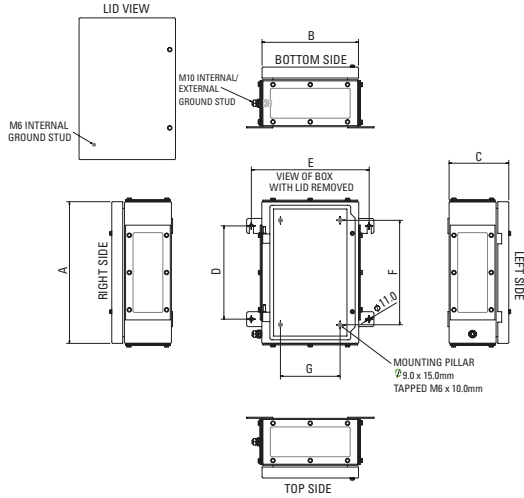
N-TB (NXT) enclosures

Cl. I, Div. 2, Groups A, B, C, D
 AEx Cl. I, Zone 1, AEx e IIC
 NEMA Type 3S, 4 (painted and stainless steel)
 NEMA Type 4X (stainless steel)
 IP66

IECEX/ATEX
 TR-CU/EAC

Fully removable hinged cover

Dimensions and fixing centers:



Detail view – optional through lid padlock hasp (suffix 'H')

Cat. # (H, W, D)	Enclosure external dimensions			External fixing centers dimensions		Internal mounting center dimensions			Weight lbs. (kg.)
	Height (A) in. (mm)	Width (B) in. (mm)	Depth (C) in. (mm)	Vertical (D) in. (mm)	Horizontal (E) in. (mm)	Vertical pitch (F) in. (mm)	Horizontal pitch (G) in. (mm)	Mounting pillar quantity [Ⓛ]	
22 15 13	9.00 (229)	6.00 (152)	5.30 (135)	5.98 (152)	7.01 (178) [Ⓜ]	5.00 (127)	N/A	2	7.17 (3.25)
26 26 16	10.20 (260)	10.20 (260)	6.30 (160)	6.69 (170)	12.44 (316)	6.30 (160)	6.30 (160)	4	12.13 (5.50)
26 26 20	10.20 (260)	10.20 (260)	8.10 (205)	6.69 (170)	12.44 (316)	6.30 (160)	6.30 (160)	4	13.35 (6.06)
30 18 15	11.80 (300)	7.10 (180)	5.90 (150)	6.34 (161)	8.07 (205) [Ⓜ]	7.87 (200)	3.15 (80)	4	9.95 (4.51)
30 30 16	12.00 (306)	12.00 (306)	6.30 (160)	7.99 (203)	13.03 (331) [Ⓜ]	8.11 (206)	8.11 (206)	4	15.43 (7.00)
30 30 20	12.00 (306)	12.00 (306)	8.10 (205)	7.99 (203)	13.03 (331) [Ⓜ]	8.11 (206)	8.11 (206)	4	16.49 (7.48)
30 35 20	12.00 (306)	13.80 (350)	8.10 (205)	7.99 (203)	15.94 (405)	8.11 (206)	9.84 (250)	4	18.10 (8.21)
37 31 15	14.60 (370)	12.20 (310)	5.90 (150)	9.09 (231)	13.19 (335) [Ⓜ]	10.63 (270)	8.27 (210)	4	15.32 (6.95)
38 26 16	15.00 (380)	10.20 (260)	6.30 (160)	9.84 (250)	12.44 (316)	11.02 (280)	6.30 (160)	4	15.43 (7.00)
38 26 20	15.00 (380)	10.20 (260)	8.10 (205)	9.84 (250)	12.44 (316)	11.02 (280)	6.30 (160)	4	17.10 (7.76)
38 30 23	15.00 (380)	11.80 (300)	9.20 (233)	9.84 (250)	14.02 (356)	11.02 (280)	7.87 (200)	4	20.77 (9.42)
38 38 23	15.00 (380)	15.00 (380)	9.20 (233)	9.84 (250)	17.17 (436)	11.02 (280)	11.02 (280)	4	24.85 (11.27)
38 45 20	15.00 (380)	17.70 (450)	8.10 (205)	9.84 (250)	19.92 (506)	11.02 (280)	13.78 (350)	4	25.66 (11.64)
40 40 16	15.70 (400)	15.70 (400)	6.30 (160)	10.39 (264)	17.95 (456)	11.81 (300)	11.81 (300)	4	20.21 (9.17)
40 50 15	16.00 (406)	20.00 (508)	5.90 (150)	10.51 (267)	22.20 (564)	12.05 (306)	16.06 (408)	4	23.30 (10.57)
45 38 16	18.00 (458)	15.00 (382)	6.30 (160)	12.01 (305)	16.02 (407) [Ⓜ]	14.09 (358)	11.10 (282)	4	21.45 (9.73)
45 38 20	18.00 (458)	15.00 (382)	8.10 (205)	12.01 (305)	16.02 (407) [Ⓜ]	14.09 (358)	11.10 (282)	4	26.12 (11.85)
45 55 20	18.00 (458)	21.70 (550)	8.10 (205)	12.01 (305)	23.82 (605)	14.09 (358)	17.72 (450)	4	35.03 (15.89)
48 48 16	18.90 (480)	18.90 (480)	6.30 (160)	12.87 (327)	19.88 (505) [Ⓜ]	14.96 (380)	14.96 (380)	4	26.69 (12.11)
48 48 20	18.90 (480)	18.90 (480)	8.10 (205)	12.87 (327)	19.88 (505) [Ⓜ]	14.96 (380)	14.96 (380)	4	32.56 (14.77)
50 35 16	19.70 (500)	13.80 (350)	6.30 (160)	13.78 (350)	15.98 (406)	15.75 (400)	9.84 (250)	4	21.60 (9.80)
50 35 20	19.70 (500)	13.80 (350)	8.10 (205)	13.78 (350)	15.98 (406)	15.75 (400)	9.84 (250)	4	26.13 (11.85)
50 45 20	19.70 (500)	17.70 (450)	8.10 (205)	13.78 (350)	19.92 (506)	15.75 (400)	13.78 (350)	4	31.94 (14.49)
50 55 20	19.70 (500)	21.70 (550)	8.10 (205)	13.78 (350)	23.86 (606)	15.75 (400)	17.72 (450)	4	37.67 (17.09)
50 64 20	19.70 (500)	25.20 (640)	8.10 (205)	12.99 (330)	27.40 (696)	15.75 (400)	21.26 (540)	4	42.75 (19.39)
60 64 20	23.60 (600)	25.20 (640)	8.10 (205)	17.72 (450)	27.40 (696)	19.69 (500)	21.26 (540)	4	49.87 (22.62)
62 45 16	24.40 (620)	17.70 (450)	6.30 (160)	17.72 (450)	19.92 (506)	20.47 (520)	13.78 (350)	4	31.10 (14.11)
62 45 20	24.40 (620)	17.70 (450)	8.10 (205)	17.72 (450)	19.92 (506)	20.47 (520)	13.78 (350)	4	37.48 (17.00)
73 73 34	28.70 (730)	28.70 (730)	13.40 (340)	20.87 (530)	30.94 (786)	24.80 (630)	24.80 (630)	4	100.70 (45.68)
74 55 16	29.10 (740)	21.70 (550)	6.30 (160)	21.26 (540)	23.86 (606)	25.20 (640)	17.72 (450)	4	42.49 (19.27)
74 55 20	29.10 (740)	21.70 (550)	8.10 (205)	21.26 (540)	23.86 (606)	25.20 (640)	17.72 (450)	4	52.39 (23.76)
76 50 16	30.00 (762)	20.00 (508)	6.30 (160)	20.00 (508)	21.02 (534) [Ⓜ]	26.06 (662)	16.06 (408)	4	40.74 (18.48)
76 50 20	30.00 (762)	20.00 (508)	8.10 (205)	20.00 (508)	21.02 (534) [Ⓜ]	26.06 (662)	16.06 (408)	4	51.81 (23.50)
86 64 16	33.90 (860)	25.20 (640)	6.30 (160)	22.44 (570)	27.40 (696)	29.92 (760)	21.26 (540)	4	54.85 (24.88)
86 64 20	33.90 (860)	25.20 (640)	8.10 (205)	22.44 (570)	27.40 (696)	29.92 (760)	21.26 (540)	4	63.93 (29.00)
91 61 20	36.00 (914)	24.00 (610)	8.10 (205)	22.01 (559)	25.04 (636) [Ⓜ]	32.05 (814)	20.08 (510)	4	68.34 (31.00)
98 74 16	38.60 (980)	29.10 (740)	6.30 (160)	27.56 (700)	31.34 (796)	34.65 (880)	25.20 (640)	4	69.35 (31.46)
98 74 20	38.60 (980)	29.10 (740)	8.10 (205)	27.56 (700)	31.34 (796)	34.65 (880)	25.20 (640)	4	83.76 (37.99)
105 61 20	41.30 (1050)	24.00 (610)	8.10 (205)	35.83 (559)	26.22 (666)	37.40 (950)	20.08 (510)	4	77.00 (34.93)

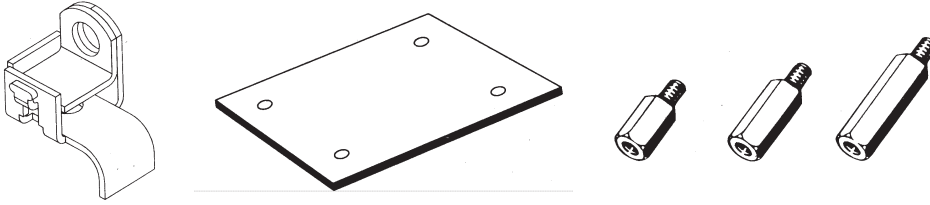
[Ⓜ]When terminal blocks or approved Class I, Division 2 devices are installed within the enclosure in accordance with NEC/CEC requirements. These enclosures are NOT explosionproof and will NOT contain an explosion. Installation of arcing and sparking devices which are not Class I, Division 2 rated or higher is NOT PERMITTED.

[Ⓜ]Add 1.18" (30mm) to horizontal mounting center dimension on 3 and 4 gland plate versions.

[Ⓛ]Mounting pillar pattern: 2 – on vertical center line; 4 – one in each corner at defined pitch about center.

N-TB (NXT) enclosures

Accessories (ordered separately):



Mounting plates

Enclosure size	Cat. # 2mm zinc coated steel	Cat. # 2mm 316L stainless steel
NXT 221513	NXTZTMP2215	NXTS1MP2215
NXT 262616	NXTZTMP2626	NXTS1MP2626
NXT 262620	NXTZTMP2626	NXTS1MP2626
NXT 301815	NXTZTMP3018	NXTS1MP3018
NXT 303016	NXTZTMP3030	NXTS1MP3030
NXT 303020	NXTZTMP3030	NXTS1MP3030
NXT 303520	NXTZTMP3035	NXTS1MP3035
NXT 373115	NXTZTMP3731	NXTS1MP3731
NXT 382616	NXTZTMP3826	NXTS1MP3826
NXT 382620	NXTZTMP3826	NXTS1MP3826
NXT 383023	NXTZTMP3830	NXTS1MP3830
NXT 383823	NXTZTMP3838	NXTS1MP3838
NXT 384520	NXTZTMP3845	NXTS1MP3845
NXT 404016	NXTZTMP4040	NXTS1MP4040
NXT 405015	NXTZTMP4050	NXTS1MP4050
NXT 453816	NXTZTMP4538	NXTS1MP4538
NXT 453820	NXTZTMP4538	NXTS1MP4538
NXT 455520	NXTZTMP4555	NXTS1MP4555
NXT 484816	NXTZTMP4848	NXTS1MP4848
NXT 484820	NXTZTMP4848	NXTS1MP4848
NXT 503516	NXTZTMP5035	NXTS1MP5035
NXT 503520	NXTZTMP5035	NXTS1MP5035
NXT 504520	NXTZTMP5045	NXTS1MP5045
NXT 505520	NXTZTMP5055	NXTS1MP5055
NXT 506420	NXTZTMP5064	NXTS1MP5064
NXT 606420	NXTZTMP6064	NXTS1MP6064
NXT 624516	NXTZTMP6245	NXTS1MP6245
NXT 624520	NXTZTMP6245	NXTS1MP6245
NXT 737334	NXTZTMP7373	NXTS1MP7373
NXT 745516	NXTZTMP7455	NXTS1MP7455
NXT 745520	NXTZTMP7455	NXTS1MP7455
NXT 765016	NXTZTMP7650	NXTS1MP7650
NXT 765020	NXTZTMP7650	NXTS1MP7650
NXT 866416	NXTZTMP8664	NXTS1MP8664
NXT 866420	NXTZTMP8664	NXTS1MP8664
NXT 916120	NXTZTMP9161	NXTS1MP9161
NXT 987416	NXTZTMP9874	NXTS1MP9874
NXT 987420	NXTZTMP9874	NXTS1MP9874
NXT 1056120	NXTZTMP10561	NXTS1MP10561

Stand-off pillars (pack of 2)

Type	Inches	Cat. #
SP15	0.60	ACCSOP15
SP20	0.80	ACCSOP20
SP30	1.20	ACCSOP30

Assembly rail (mild steel)

Type	Length	Cat. #
TS35	78.74"	ACCTS352M
TAS20	78.74"	ACCTAS202M

Retrofit locking hasp

Type	Cat. #
NPA6	NXTNPAHASP

Note: Stainless steel for Type NP6 padlocks. Mount on enclosure by removing cover screw and fitting hasp between cover and screw.

Ground stud kits

Type	Cat. #
M10 stainless steel	ENK10738P

Lock

Type	Cat. #
NP6 brass lock and two keys	NXTNP6BL2K

Mounting plate screws (metric)

Description	Cat. #
Six per set	CCH4142

© May order factory assembled with suffix 'H'.